



# YEAR 10 EXAMS

A guide to revision, rules and being ready!



# CONTENTS

Introduction and tips - pages 3-5

Rules and regulations - pages 6-7

Year 10 Mock Exams- page 8

Subject Revision Advice - pages 9-30

Revision timetable templates - pages 31-34



# Year 10 Exams

For most students, the Year 10 mock exam series will be the first experience of sitting a number of important assessments, in examination conditions and in quick succession. The purpose of these exams is to give you experience of what exams will be like in year 11 and to practice exam skills and techniques. The outcomes will give you a good idea of how you are progressing in each subject and help you to highlight the areas where you can improve.

There are a number of things you can do to make sure you feel prepared and able to do your best.

1. Start early with your revision, do little and often. Don't leave everything until the night before the exam.



2. Build a team and get help from others. These people can be teachers, friends, parents, older siblings or even grandparents!



3. Have a plan. Break down what you need to do into bite-size chunks.



4. Make time and space to study. Avoid distractions. Organise your notes.




5. Keep going with co-curricular activities and out of school clubs and activities - work your study around them, the down-time is really important for your wellbeing.



# Year 10 Exams


6. Talk to someone if you are finding things difficult – your tutor, parents, or another trusted adult.



7. Get your equipment sorted to avoid last minute panics on the morning of the exam. Know where your exam will be and get there at least 15 minutes before the exam is due to start.




8. Eat well and get a good night's sleep. Don't miss breakfast on the morning of your exam.



9. Make sure you know which topics you need to revise for each subject. Use this booklet as a revision list.



10. Make your revision active. Don't just read notes. You could make flash cards, mind maps or use post it notes.



# Year 10 Exams

There is lots of great advice for revision and wellbeing support on the BBC revision webpage here:

[www.bbc.co.uk/bitesize/collections/exams-and-revision](http://www.bbc.co.uk/bitesize/collections/exams-and-revision)

Teachers have produced this booklet to help you prepare effectively for the upcoming exams. Each subject has set out the topics for revision and resources you can use to prepare for the exam. Teachers will also set structured revision activities as part of your homework.

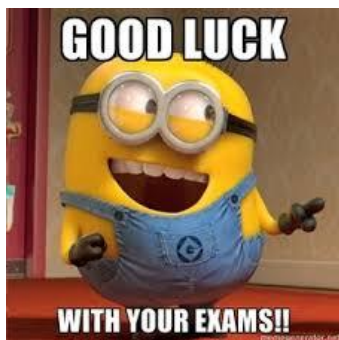
Your personalised exam timetable will be emailed to you and this will tell you where the exam will take place and your seat number. It is important you sit in the correct seat. A summary of the rules and regulations everyone has to follow in exams is included in this booklet.

It is reasonable to expect that in the build up to year 10 exams that you will do 1 – 2 hours of additional study per week in preparation for each of the subjects you are taking. Spread this out across the week using a revision plan to make the most of the time you have to prepare. Avoid long periods of revision – 20 minute bursts of revision on each topic are known to be more effective than trying to do 2 hours of revision, with no breaks.




It is normal to feel nervous about these exams and you may notice feeling new emotions or being more tired than normal. If you become concerned that you are experiencing excessive exam related stress it is very important to tell someone about how you are feeling so that you can be supported. There is further advice here:

[www.bbc.co.uk/bitesize/articles/z3x6m39](http://www.bbc.co.uk/bitesize/articles/z3x6m39)

Good Luck! Results day is **Wednesday 3<sup>rd</sup> June 2026**.



# If you abide by the following rules & regulations the exam season will run smoothly and successfully - help us - to help you!

<p><b>1</b></p>  <p>You <b>MUST</b> be on time for ALL of your exams – read your timetable carefully.</p> <p>Set your alarm clock.</p> <p>Exams cannot be taken at a different time or day.</p>	<p><b>2</b></p> <p>If you are running late for any reason, you need to get in touch with the school admin/exams office immediately.</p>  <p><b><u>Please stress to the receptionist - it is urgent regarding exams.</u></b></p>	<p><b>3</b></p> <p>Summer 2026 external exams: Morning sessions begin at <b>9am</b> Afternoon sessions begin at <b>1.15pm.</b></p> <p>Exam times will be on your individual exam timetable You should try to <b>arrive at least 15 minutes</b> in advance of the start time.</p> <p>You will be called into the exam venue when we are ready, and you will then find your seat. This will have been printed on your individual Timetable, BUT please also check the seating plan outside the main venue to double check as changes are sometimes made.</p> <p><b>You <u>MUST</u> have your exam ID card and display it clearly on the top of your exam desk.</b></p>	<p><b>4</b></p> <p><b>Possession of a Mobile phone or any electronic device</b> that can connect to the internet or has a data storage device is strictly forbidden and not allowed inside the exam hall <b>even if it is switched off – No watches are allowed into the exam room</b></p> <p>If you break this rule then it will result in disqualification - not just from one exam – <b>but possibly from all of them.</b></p> <p>You must not become involved in any unfair or dishonest practice in any part of the examination.</p> 
<p><b>5</b></p> <p>Before the exam we will collect your mobile phone if you have one. Any watches should also be handed in.</p> <p>Remember you are not allowed to bring any papers or books into the exam with you – for English literature exams, if necessary, the texts will be provided for you.</p> <p>You will be asked to check your pockets for unauthorised items e.g. notes or a timetable.</p> <p>Possession of unauthorised objects is breaking the rules – even if you have no intention of using them.</p> <p>Calculators, if they are allowed –you must check for stored data in the memory before the exam. <b>NO</b> calculator lids are allowed.</p> 	<p><b>6</b></p> <p>You are allowed <b>WATER only</b>, in a clear plastic bottle into the exam room – the label <b>must</b> be removed. Anything other than water in a clear bottle will be removed by the Invigilator.</p>  <p><b>NO</b> food is allowed in the examination room.</p>	<p><b>7</b></p> <p>Your pencil case should be clear plastic. Remember to use black pens. You must bring full equipment. <b>NO</b> correcting pens, highlighters or gel pens can be used in your answers (you may highlight questions).</p>  <p>You must not borrow anything from another candidate during an exam.</p>	

8

Once you enter the exam room you should not talk to anyone else – you are now under **strict examination conditions**.

You **MUST** not turn around but face the front of the room and **listen** carefully to the invigilator.



You need to understand that cheating, or any form of malpractice, will not be tolerated.

You risk the exam you are sitting plus any others you have sat being marked as zero. We and Exam boards operate under very strict guidelines.

9

If you have a question before or during the exam – raise your hand. An invigilator will come to you



Do not talk or try to communicate to anyone other than an invigilator once an exam has started. If you have a query/need extra answer booklets, tracing paper, a tissue, the toilet.... the invigilator will try to help you.

10

If you use a **WORD PROCESSOR** in exams make sure you log on using your **exam user ID and password**

- Save immediately – date, name, exam information.
- Also put your candidate number, centre number, your name, exam name and codes at the top of the word processor document **and** on the examination paper (if using this as well) .
- Remember to use double line spacing and 12 pt font

**SAVE REGULARLY.** The school is not responsible if you do not save your work and lose it – you will **NOT** be given the exam time again. Follow the instructions at the end of the exam carefully regarding printing.



11

Make sure you have the correct paper in front of you – if not raise your hand immediately and ask the invigilator to check.

Read the front of the paper carefully and follow the instructions.

Cross through work you do not want marked.

Remain at your desk in silence once the exam is over, you will be told to leave row by row.

Some students may still be taking an exam – **Please remain quiet** and respect them, even when you are outside the exam room.

Do not talk until you are completely away from the exam room.

Do not remove anything from the exam room other than those items you brought in.

12

**EMERGENCIES** – remain seated and silent and follow the instructions given by the invigilators.

If you need to evacuate the exam room, the invigilators will escort you to your designated register area on the tennis courts. You **MUST** remain silent.

When instructed you will re-enter the exam room in silence and be told when to restart. The time of the disruption will be added on to the exam time and if a GCSE exam, special consideration will be applied for from the exam board.

13

**FINALLY** – If you have any questions about mocks or exams, speak to someone!

- Speak to your family
- Speak to your Form Tutor
- Speak to Key Stage 4 Hub
- Speak to me! Miss Kosack in the Exams Office or email [exams@lutterworthhigh.co.uk](mailto:exams@lutterworthhigh.co.uk)



	Monday 23 <sup>rd</sup> March	Tuesday 24 <sup>th</sup> March	Wednesday 25 <sup>th</sup> March	Thursday 26 <sup>th</sup> March	Friday 27 <sup>th</sup> March
P1 –2	WTM Maths	WTM Geography	WTM History		
Break					
P3-4	WTM Science Biology Chemistry Physics	WTM English Language Paper 2			
Lunch					
P5-6					

	Monday 13 <sup>th</sup> April	Tuesday 14 <sup>th</sup> April	Wednesday 15 <sup>th</sup> April	Thursday 16 <sup>th</sup> April	Friday 17 <sup>th</sup> April
P1 –3	English Language Paper 2 1hr 45m	Science – Combined Biology 1hr 15m Biology 1hr 45m	Business 1hr 45m RE 1hr 45m Drama 1hr45m	Science – Combined Chemistry 1hr15m Chemistry 1hr 45m	History 2hr
Break	Periods 1,2,3 then break				
P4					
Lunch					
P5-6	Design Tech 1hr 30m Dance 1hr30m Comp Science 1h 30m	Statistics PE Food 1hr	Maths 1hr 30m	French/Spanish Writing 1 hr 10m (F) 1hr 15m (H)	Music - Listening 1hr

	Monday 20 <sup>th</sup> April	Tuesday 21 <sup>st</sup> April	Wednesday 22 <sup>nd</sup> April	Thursday 23 <sup>rd</sup> April	Friday 24 <sup>th</sup> April
P1 –3	ART (All day – Group 1)	English Literature (Paper 1) An Inspector Calls and Jekyll & Hyde 1 hour 45m	Science – Combined Physics 1hr 15m Physics 1hr 45m	Spanish Listening 35m (F) 45m (H) Reading 45m (F) 1hr (H)	ART (All day – Group 2)
Break	Periods 1,2,3 then break				
P4					
Lunch	Normal lunch				
P5-6 1:30pm start	CATCH UP	Geography 1hr 30m	French Listening 35m (F) 45m (H) Reading 45m (F) 1hr (H)	CATCH UP	CATCH UP

# GCSE Art and Design Year 10 Mock 2026

## Year 10 Mock Exam

One full day

Monday 20<sup>th</sup> April (Group 1)

Friday 24<sup>th</sup> April (Group 2)

## Independent study to prepare *before* the exam. 2 weeks preparation time.

- Choose from three titles; Identity, Fragments, Our World.
- Create a visual mind map based on your title – you will do this in your lessons and for Homework.
- Investigate 1-2 Artist/designer styles to inspire. You will do this in your lessons before the exam.

## During the exam day you will...

- Session 1, P1 and 2; written analysis of an Artist/designer. Proofread by your teacher and typed.
- Session 2, P3 and 4; Create a Pastiche or copy based on your artist/designer
- Session 3, P4 and 5; finishing your Pastiche or Higher grade task.

## Useful resources for inspiration

<https://theartyteacher.com/artists-themes/>

<https://www.npg.org.uk/schools-hub/>

<https://www.tate.org.uk/art/art-theme>

[Google classroom – there are example mind maps for all 3 themes.](#)

## Extra support

Tuesday and Thursday 3-4.30 - after school Art.

For one to one support, use our space and materials, work with your peers.

# GCSE Business Year 10 Mock 2026

## Year 10 Mock Exam

Wednesday 15<sup>th</sup> April 2026 AM Duration – 1hr 45mins

Paper 1 – Influences of operations and HRM on business activity

### Paper 1 – Business topics are...

#### 3.1 – Business in the Real World – full unit

- The purpose and nature of businesses
- Business ownership
- Setting business aims and objectives
- Stakeholders
- Business location
- Business planning
- Expanding a business

#### 3.3 – Operations – 3.3.1 Production Processes

- Job and flow production
- Efficiency in production (lean and JIT)
- Procurement and logistics

#### 3.4 – Human Resources – full unit

- Organisational structures
- Recruitment and selection of employees
- Motivating employees
- Training

### Extra Support & Revision available

[www.bbc.co.uk/bitesize](http://www.bbc.co.uk/bitesize)

[www.senecalearning.com](http://www.senecalearning.com)

[www.tutor2u.net/business](http://www.tutor2u.net/business)

[www.twoteachers.co.uk](http://www.twoteachers.co.uk)

### Revision Guides

AQA GCSE (9-1) Business, Third Edition by Malcolm Surridge - 139835631X

Business AQA Revision Guide - for the Grade 9-1 Course CGP – 1782946896

GCSE AQA Business Exam Practice Workbook – for the Grade 9-1 course CGP - 1782946922

# GCSE Computer Science Year 10 Mock 2026

## Year 10 Mock Exam

Monday 13<sup>th</sup> April 2026 PM Duration - 90mins

Combination of Paper 1 - Computer Systems & Paper 2 - Computational thinking, algorithms and programming

### Paper 1 - Computer Systems topics are...

- 1.2 (a) Storage
  - Types of storage (Optical, Magnetic, Solid State)
  - Characteristics (Capacity, speed, portability, durability, reliability, cost)
- 1.2 (b) Memory
  - RAM and ROM
  - Virtual memory
- 1.2 (c) Data representation
  - Units (Bit, Nibble, Byte, Kilobyte, Megabyte, Gigabyte, Terabyte, Petabyte)
  - Binary calculations - Denary to binary and vice versa, Adding binary integers / Binary shifts, denary to hexadecimal and vice versa
  - Character sets
  - How images/sound are represented in binary
  - Compression (Lossy and lossless)
- 1.4 Network security
  - Forms of attack / Common prevention methods
- 1.5 System software
  - Operating systems (user interface, memory/peripheral/user/file management)
  - Utility software (Encryption, Defragmentation, compression etc.)
- 1.6 Ethical, legal, cultural and environmental impacts of digital technology
  - Ethical, legal, cultural, environmental, privacy issues
  - Legislation – The Data Protection Act, Computer Misuse Act, Copyright, Designs and Patents Act, Software licences (open source and proprietary)

### Paper 2 - Computational thinking, algorithms and programming topics are...

- 2.1 Algorithms
  - Abstraction, Decomposition, Algorithmic Thinking
  - Pseudocode, flowcharts, high level programming language
  - Trace tables / Identifying errors
  - Searching and sorting algorithms
- 2.2 Programming fundamentals
  - Sequence, selection iteration
  - Data types
  - Use of variables and constants
- 2.4 Boolean logic
  - AND OR NOT logic gates/notation
  - Truth tables

Extra Support & Revision available

Google Classroom

Classroom folders

[www.bbc.co.uk/bitesize](http://www.bbc.co.uk/bitesize)

[www.senecalearning.com](http://www.senecalearning.com)

### Revision Guides

OCR GCSE Computer Science, Second Edition by George Rouse - 1510484167

GCSE Computer Science OCR Revision Guide CGP - 178908556X

GCSE OCR Computer Science J277 Course textbook by PG Online - 1910523216

# Cambridge Nationals in Creative iMedia Year 10 2026

## Year 10 Coursework

Students have no mock as they are currently completing R096  
(Animation with audio) coursework (worth 35%) in class

### Catchup sessions

Most lunchtimes in Room 13.

Discuss with Mr Patel to arrange catchup sessions as required if unsure.

# GCSE Dance Year 10 Mock 2026

## Year 10 Mock Exam

Monday 13<sup>th</sup> April PM Duration – 1 hour 30 mins

Written Exam

## Exam Preparation

- **Section A – Knowledge and understanding of choreographic processes and performing skills (30 marks)**
  - Physical, Expressive, Technical and Mental Skills
  - Choreographic intentions and devices.
  - Key vocabulary.
- **Section C – Critical appreciation of professional works (32 marks)**
  - 12 mark questions
  - Features of Production for 6 anthologies.

## Useful resources

Video links and revision resources on Google Classroom.

[GCSE Dance 8236](#) | [Specification](#) | [Subject Content](#) | [AQA](#)

-Performance/Choreography tabs on website

[AQA](#) | [Subject specific vocabulary](#) – Tier 3 Vocab & Definitions

Past Papers- in Dance Studio cupboard

# GCSE Design Technology Year 10 Mock 2026

## Year 10 Mock Exam

Monday 13<sup>th</sup> April PM Duration - 90 minutes

Section A – Core Principles (30 marks), B -Specialist Principles (30 marks), & C – Designing & Making Principles (30 Marks)

Section A Core Principles topics are...	Blue CGP Revision guide page reference
<ul style="list-style-type: none"> <li>• new and emerging technologies</li> <li>• energy generation and storage</li> <li>• developments in new materials</li> <li>• systems approach to designing</li> <li>• mechanical devices</li> <li>• materials and their working properties.</li> </ul>	<p>Section one &amp; Two of the GCSE AQA DT Revision &amp; Practice Book. Pg 2-17 &amp; Pg 18-42</p> <p>Answer booklets to complete / Past paper</p> <p>Assignment set on Seneca Learning</p> <p>YouTube Links via Google Classroom</p>
Section B Specialist Principles topics are...	
<ul style="list-style-type: none"> <li>• selection of materials or components</li> <li>• forces and stresses</li> <li>• ecological and social footprint</li> <li>• sources and origins</li> <li>• using and working with materials</li> <li>• stock forms, types and sizes</li> <li>• scales of production</li> <li>• specialist techniques and processes</li> <li>• surface treatments and finishes</li> </ul>	<p>Section Three &amp; Five of the GCSE AQA DT Revision &amp; Practice Book. Pg 43-61 &amp; Pg 75-95</p> <p>Answer booklets to complete / Past paper</p> <p>Assignment set on Seneca Learning</p> <p>YouTube Links via Google Classroom</p>
Section C Designing & Making Principles topics are...	
<ul style="list-style-type: none"> <li>• investigation, primary and secondary data</li> <li>• environmental, social and economic challenge</li> <li>• the work of others – Dyson &amp; Marcel Breuer</li> <li>• design strategies</li> <li>• communication of design ideas</li> <li>• prototype development</li> <li>• selection of materials and components</li> <li>• tolerances</li> <li>• material management</li> <li>• specialist tools and equipment</li> <li>• specialist techniques and processes</li> </ul>	<p>Section Eight of the GCSE AQA DT Revision &amp; Practice Book. Pg 123-155</p> <p>Answer booklets to complete / Past paper</p> <p>Assignment set on Seneca Learning</p> <p>YouTube Links via Google Classroom</p>

### Extra Support & Revision available

[www.technologystudent.com](http://www.technologystudent.com) [www.bbc.co.uk/bitesize](http://www.bbc.co.uk/bitesize) [www.senecalearning.com](http://www.senecalearning.com)

### Revision Guides

AQA GCSE (9-1) Design & Technology 8552 by M J Ross

New Grade 9-1 GCSE Design & Technology AQA Complete Revision Guide & Practice by CGP Books (Issued in DT lesson)

# GCSE Drama Year 10 Mock 2026

## Year 10 Mock Exam

Wednesday 15<sup>th</sup> April AM Duration – 1 hour 45 mins - Written Exam (Component 1 – Understanding Drama)

You will be completing the full paper.

### SECTION A – Theatre roles and terminology

***Multiple choice questions – make sure these are written on your response paper.***

You will need to revise:

- Names of theatre roles and their responsibilities
- Name of different stage configurations
- Stage position terminology

### SECTION B – Set play (The Crucible)

***You will get a blank copy of the play in the exam to refer back to. Answer questions 5.1, 5.2, 5.3 and 5.4. Do not answer any other question nor on any other play.***

You will need to revise:

- The plot and order of events (re-visit the text)
- The characters and how they are presented in the text
- Context – 17<sup>th</sup> Century Puritan community
- Design ideas for each character's costume and setting for each act (Remember your 5 Cs)
- Your performance skills bank e.g. vocal skills, physical skills, spatial and interaction
- The structure for each question's response (ensure you hit the mark scheme)

### SECTION C – Live Theatre Review (Frankenstein)

***Only answer the first question of this section, it needs to be focused on the actor's performance. Do not answer design questions. Ensure to use Frankenstein as your play as we have studied this in detail.***

You will need to revise:

- The play – you are allowed to write about any moment, and the full play can be accessed on Google classroom
- Your detailed notes on the three main scenes we have studied in class (DeLacey scene, Frankenstein scene and Elizabeth scene)
- Evaluative vocabulary in order to review
- Structure of your response

### Extra support

Your exercise books, CGP Revision guide (The Crucible), BBC Bitesize, YouTube tutorials (links to follow)

# Cambridge Nationals in Enterprise & Marketing Year 10 2026

## Year 10 Coursework

Students have no mock as they are currently completing R068 (Design a business proposal) coursework (worth 30%) in class

### Catchup sessions

Discuss with teacher to arrange catchup sessions as required

## Year 10 Mock Exam

You will be completing:

- **GCSE English Language Paper 2:** Monday 13<sup>th</sup> April AM Duration: **1 hour 45 minutes**
- **GCSE English Literature Paper:**  
**Section A: An Inspector Calls**  
**Section B: Dr Jekyll + Mr Hyde**  
Tuesday 21<sup>st</sup> April AM Duration: **1 hour 45 minutes**

## GCSE ENGLISH LANGUAGE PAPER 2: Writer's Viewpoints and Perspectives

**Section A:** The exam insert will contain **two** unseen texts (non-fiction) linked by a theme or topic.

- One source will be published in the 19th century, and the second from **either** the 20th or 21st century. The form could be an article, letter, travel writing, autobiography, essays, personal accounts etc.

The question stems remain the same and have been added here for your guidance

- **Question 1:** Identify **four** 'true' statements-**4 marks**
- **Question 2:** What can you infer about the similarities or differences of... **8 marks**  
Top Tip: Use PQI sandwich writing structure (Point-Quotation-Inference)  
Write about **inferences** not analysis of methods
- **Question 3:** How does the writer use language to describe... **-12 marks**  
Top Tips: Do analyse language and methods  
Do focus on the **effects** of the above choices (meanings and ideas presented)
- **Question 4:** Compare how the writers convey their different feelings and perspectives on...**16 marks**  
Top Tips: Label the feeling or perspective (positive/negative etc.)  
Do identify methods and **evaluate** how they present the feeling/perspective.
- **Section B: Question 5:** You are given an **opinion** statement and asked to write a response to it. It might be to **discuss**, to **argue for** or **against** the statement. You will be given a specific format and audience.  
– **24 marks** for Content + Organisation + **16 marks** for Literacy (SSPG) total of **40 marks**

## GCSE ENGLISH LITERATURE PAPER

### An Inspector Calls + Dr Jekyll and Hyde

Make sure you are prepared for the exam by:

1. **Revisit the texts:** Focus on the story and the main plot moments. Focus on how the story and characters are introduced/developed/end.
2. **Label characters:** their actions, their reasons for their actions, what they represent
3. **Organise your quotations:** stage directions, speech or descriptions and symbols. characters and messages.
4. **Make links between the text, characters and relevant context.** What are the writer's messages? (social responsibility/ repression) Revise your main ideas and critical verbs.
5. **Create 10-minute essay plans for a variety of possible questions.**

Extra Support & Revision available

[www.physicsandmathstutor.com](http://www.physicsandmathstutor.com) (For GCSE English Language papers and mark schemes)

Use your exercise books for example responses and revision notes.

# GCSE French Year 10 Mock 2026

## Year 10 French Mock Exams

Thursday 16<sup>th</sup> April PM – French Writing  
 Foundation - 1 hour 10 Higher - 1 hour 15 minutes

Wednesday 22nd April  
 French Listening PM Duration – Foundation 35 minutes, 45 minutes  
 French Reading PM Duration – Foundation - 45 minutes, Higher - 1 hour

<b>Paper 1- Listening (in class) – there will be a higher tier and a foundation tier paper</b>	
<ul style="list-style-type: none"> <li>• Questions and answers in English</li> <li>• Multiple-choice questions</li> </ul>	<p>All assessed content will be from AQA past paper and will content from Theme 1, 2 and 3.</p> <p>At the end of the listening paper, there will be a phonics test (spelling what you hear).</p>
<b>Paper 3 – Reading (in exam conditions) - there will be a higher tier and a foundation tier paper</b>	
<ul style="list-style-type: none"> <li>• Section A- Questions and answers in English</li> <li>• Section B- Translation (French to English paragraph)</li> </ul>	<p>All assessed content will be from AQA past paper and will content from Theme 1, 2 and 3.</p>
<b>Paper 4- Writing (in exam conditions)</b>	
<p><b>Writing Foundation</b></p> <ul style="list-style-type: none"> <li>• Q.1- a photo description</li> <li>• Q.2- 50-word essay</li> <li>• Q3 – a multiple-choice grammar question</li> <li>• Q.3- Translation (English to French sentences)</li> <li>• Q.4- 90-word essay</li> </ul>	<p>All assessed content will be from Theme 1</p> <ul style="list-style-type: none"> <li>- School &amp; studies</li> <li>-Future career plans</li> <li>- the world of work</li> <li>- my identity &amp; relationships with others</li> </ul>
<p>Writing Higher</p> <ul style="list-style-type: none"> <li>• Q.1- Translation from English to French</li> <li>• Q.2- a 90-word essay</li> <li>• Q.3 – a 150-word essay</li> </ul>	<p>All assessed content will be from Theme 1</p> <ul style="list-style-type: none"> <li>- School &amp; studies</li> <li>-Future career plans</li> <li>- the world of work</li> <li>- my identity &amp; relationships with others</li> </ul>

## Revision

Vocabulary lists in exercise book and Quizlet (for the listening & reading exams)

FAR writing tasks and the grammar points in your book (for the writing exam)

# GCSE Food & Nutrition Year 10 Mock 2026

## Year 10 Mock Exam

Tuesday 14<sup>th</sup> April PM Duration 1 hour

This is a shortened examination to reflect that we have not completed studies for all topics yet. The year 11 exam will be 1-hour 45minutes long.

<p><b>Section A</b> Multiple choice questions are from any topic. The topics in this exam are:</p>	<p>Collins AQA Revision guide page reference. Alternatively, you can use Seneca learning that has the same information, digitally presented.</p>
<ul style="list-style-type: none"> <li>• Food, Nutrition and Health</li> <li>• Food Science</li> <li>• Food Safety (half unit)</li> <li>• Food Choice (half unit)</li> <li>• Food Provenance</li> </ul>	<p>Please use active revision techniques to work through the following:</p> <ul style="list-style-type: none"> <li>• Page 20 - 30</li> <li>• Page 40 - 48</li> <li>• Page 64 - 66</li> <li>• Page 76 - 78</li> <li>• Page 96 – 97 &amp; 101</li> </ul> <p>Please complete the practice multiple choice questions Page 180 - 185</p>
<p><b>Section B</b> Longer answer question topics are...</p>	
<ul style="list-style-type: none"> <li>• Food, Nutrition and Health</li> <li>• Food Science</li> <li>• Food Safety (half unit)</li> <li>• Food Choice (half unit)</li> <li>• Food Provenance</li> <li>• Food Preparation Skills</li> </ul>	<p>Making revision notes (as above) is important to ensure you have the required knowledge to answer the longer questions.</p> <p>Please complete practice questions on the following pages of the revision guide:</p> <ul style="list-style-type: none"> <li>• Page 16 – 19</li> <li>• Page 36 - 39</li> <li>• Page 54 -57</li> <li>• Page 74 -75</li> <li>• Page 90</li> <li>• Page 108 and 110</li> </ul>

### Extra Support & Revision available

[www.foodfactoflife.co.uk](http://www.foodfactoflife.co.uk)

[www.bbc.co.uk/bitesize](http://www.bbc.co.uk/bitesize)

[www.senecalearning.com](http://www.senecalearning.com)

### Revision Guides

AQA GCSE (9-1) Food Preparation & Nutrition, Collins

New Grade 9-1 GCSE Food Preparation and Nutrition AQA Revision Guide by CGP Books

# GCSE Geography Year 10 Mock 2026


Y10 Mock paper (a **selection** of paper 1 and paper 2 topics below)  
 Tuesday 21<sup>st</sup> April PM Duration 1 hour 30 minutes

Paper 1 Topics (Living with the Physical Environment)	Revision sources
The Living World (Section B) <ul style="list-style-type: none"> <li>• Ecosystems</li> <li>• Tropical rainforests                             <ul style="list-style-type: none"> <li>○ Malaysia case study</li> <li>○ Management of deforestation (selective logging)</li> </ul> </li> </ul>	<b>Oxford University Press: AQA GCSE Geography</b> Page 44-57  <a href="#">The Living World - Internet Geography</a>
Physical Landscapes in the UK (Section C) <ul style="list-style-type: none"> <li>• UK physical landscapes</li> <li>• Coastal landscapes in the UK                             <ul style="list-style-type: none"> <li>○ Lyme Regis/Jurassic Coast example</li> </ul> </li> </ul>	<b>Time for Geography</b> <a href="http://timeforgeography.co.uk">timeforgeography.co.uk</a> Videos on rivers and coastal processes and landforms.  <b>Oxford University Press: AQA GCSE Geography</b> Page 84-115  <a href="#">Physical Landscapes in the UK - Internet Geography</a>
Paper 2 Topics (Challenges in the Human Environment)	Revision sources
Urban Issues and Challenges (Section A) <ul style="list-style-type: none"> <li>• Urban change in UK cities                             <ul style="list-style-type: none"> <li>○ Leicester case study</li> <li>○ Jubilee Square/Great Central St regeneration</li> </ul> </li> <li>• Urban sustainability                             <ul style="list-style-type: none"> <li>○ Freiburg</li> </ul> </li> </ul>	<b>Leicester booklet</b> <b>Leicester City Council</b> <a href="http://bit.ly/3J3ThPR">bit.ly/3J3ThPR</a> City mayor's completed projects such as London Road and Jubilee Square  <b>Oxford University Press: AQA GCSE Geography</b> Page 138-153 (Leicester <u>not</u> Bristol)  <a href="#">Sustainable Urban Living - Freiburg - Internet Geography</a>
The Changing Economic World (Section B part) <ul style="list-style-type: none"> <li>• Global variations in development and quality of life</li> <li>• Strategies for closing the development gap                             <ul style="list-style-type: none"> <li>○ Tourism in Jamaica</li> </ul> </li> <li>• Rapid economic development in a LIC or NEE                             <ul style="list-style-type: none"> <li>○ Nigeria case study</li> </ul> </li> </ul>	<b>Oxford University Press: AQA GCSE Geography</b> Page 154-179
The Challenge of Resource Management <ul style="list-style-type: none"> <li>• Provision of food, water and energy in the UK                             <ul style="list-style-type: none"> <li>○ Food</li> </ul> </li> </ul>	<b>Oxford University Press: AQA GCSE Geography</b> Page 192-197

## Revision Guides

**Oxford University Press: AQA GCSE Geography**

Available to purchase in the Learning Hub (£5.50) or on Amazon (£7.69).



# GCSE History Year 10 Mock 2026

## Year 10 Mock Exam

Friday 17<sup>th</sup> April 2026 AM Duration 2 hours

Section A – Germany 1890 -1945 (40 marks) & Section B – Conflict and Tension 1918 - 1939 (44 Marks)

Section B Conflict and Tension 1918-1939 topics are...	GCSE Pod	Revision Guide
<ul style="list-style-type: none"> <li> <b>Peacemaking:</b> <ul style="list-style-type: none"> <li>- The armistice – aims of the ‘Big Three’, Wilson’s 14 points, Clemenceau and Lloyd-George</li> <li>- Treaty of Versailles – Diktat, territorial changes, military restrictions, war guilt and reparations</li> <li>- Impact of the Treaty and wider settlement</li> <li>- Reaction of Allies, German objections, other treaties</li> </ul> </li> <li> <b>League of Nations:</b> <ul style="list-style-type: none"> <li>- League of Nations – Formation, rules, organisation, aims, membership, League’s agencies, success and failures in the 1920s</li> <li>- Diplomacy outside the League – Locarno Treaties, Kellogg-Briand Pact</li> <li>- Collapse of the League – Depression, Manchurian crisis, Abyssinian crisis</li> </ul> </li> <li> <b>Origins of Second World War</b> <ul style="list-style-type: none"> <li>- Development of tension – Hitler’s aims, Dollfuss Affair, the Saar, rearmament, Stresa Front, Anglo-German Naval Agreement</li> <li>- Escalation of tension – Remilitarisation of the Rhineland, Anti-Comintern Pact, Anschluss, Appeasement, Sudeten Crisis, Munich Agreement</li> <li>- Outbreak of War – Occupation of Czechoslovakia, Invasion of Poland, Nazi-Soviet Pact</li> </ul> </li> </ul>	<p><i>The background to the Paris Peace Settlements</i></p> <p><i>The Versailles Treaty</i></p> <p><i>The impact of the TOV on Germany</i></p> <p><i>Assessment of TOV</i></p> <p><i>Structure of the LON</i></p> <p><i>Attempts to keep peace in the 1920s</i></p> <p><i>LON Social+Economic work</i></p> <p><i>Locarno Treaties and Kellogg Briand Pact</i></p> <p><i>Depression and rise of Extremism</i></p> <p><i>Manchurian Crisis</i></p> <p><i>Abyssinian Crisis</i></p> <p><i>Aims of Hitler’s Foreign Policy</i></p> <p><i>Hitler’s Early moves 1933-35</i></p> <p><i>Remilitarisation of the Rhineland</i></p> <p><i>Hitler and Anschluss 1924-1938</i></p> <p><i>Germany and Czechoslovakia</i></p> <p><i>Evaluation of Appeasement</i></p> <p><i>Nazi-Soviet Pact and Destruction of Poland</i></p>	<ul style="list-style-type: none"> <li>• Page 12+13</li> <li>• Page 14+15</li> <li>• Page 16 – 25</li> <li>• Page 26 – 31</li> <li>• Page 32+33</li> <li>• Page 34 – 41</li> <li>• Page 42 – 45</li> <li>• Page 46 – 53</li> <li>• Page 45 - 57</li> </ul>

Extra Support & Revision available

[www.bbc.co.uk/bitesize](http://www.bbc.co.uk/bitesize) [www.gcsepod.com](http://www.gcsepod.com)

### Revision Guides

Oxford AQA GCSE History (9-1) Conflict and Tension 1918-1939 – By Aaron Wilkes – ISBN 978-0-19-842291-4

# GCSE History Year 10 Mock 2026

## Year 10 Mock Exam

Friday 17<sup>th</sup> April 2026 AM Duration 2 hours

Section A – Germany 1890 -1945 (40 marks) & Section B – Conflict and Tension  
1918 - 1939 (44 Marks)

Section A Germany 1890 - 1945 topics are...	GCSE Pod	Revision guide pages
<ul style="list-style-type: none"> <li><b>Germany and the growth of democracy:</b> <ul style="list-style-type: none"> <li>- Kaiser Wilhelm - industrialisation, social reform, Naval Laws</li> <li>- Impact of WWI - War weariness, defeat, invasion of Ruhr, hyperinflation</li> <li>- Weimar Democracy – Political change and unrest, Kapp Putsch, Munich Putsch, Stresemann era, culture</li> </ul> </li> <li><b>Germany and the Depression:</b> <ul style="list-style-type: none"> <li>- Growth and support for Nazis, role of SA</li> <li>- Hitler’s appeal</li> <li>- Failure of Weimar democracy, role of Papen and Hindenburg</li> <li>- Establishment of Hitler’s dictatorship – Reichstag fire, Enabling Act, Night of the Long Knives, elimination of opposition, becoming Fuhrer</li> </ul> </li> <li><b>Life in Nazi Germany</b> <ul style="list-style-type: none"> <li>- Economic changes – public work programmes, rearmament, self-sufficiency, impact of WWII</li> <li>- Social policy and practice – Impact on women, young people and youth groups, education, religion, Final Solution</li> <li>- Control – Propaganda, Goebbels, Nazi Culture, SS, Himmler, Gestapo, opposition and resistance</li> </ul> </li> </ul>	<p><i><b>The Growth of Parliamentary Government</b></i></p> <p><i><b>The Influence of Prussian Militarism</b></i></p> <p><i><b>Industrialisation</b></i></p> <p><i><b>Social Reform and Growth of Socialism</b></i></p> <p><i><b>Domestic importance of the Naval Laws</b></i></p> <p><i><b>Immediate impact of WWI on Germany</b></i></p> <p><i><b>TOV and its effect on Germany</b></i></p> <p><i><b>Life in Germany Under the Weimar Republic</b></i></p> <p><i><b>Political challenges from the Left and Right</b></i></p> <p><i><b>Occupation of the Ruhr</b></i></p> <p><i><b>The Munich Putsch</b></i></p> <p><i><b>Stresemann Era</b></i></p> <p><i><b>Growth in support for the Nazi Party, 1928 to 1932</b></i></p> <p><i><b>Hitler as Chancellor , Reichstag Fire &amp; Enabling Act</b></i></p> <p><i><b>Elimination of opposition, Night of the Long Knives, Death of President Hindenburg</b></i></p> <p><i><b>Unemployment and living standards &amp;Rearmament and Conscriptio</b></i></p> <p><i><b>Life in Germany during WWII</b></i></p> <p><i><b>Women, Education &amp; Youth Movements</b></i></p> <p><i><b>Religion</b></i></p> <p><i><b>Propaganda &amp; Police State</b></i></p> <p><i><b>Persecution of Minorities</b></i></p> <p><i><b>Kristallnacht &amp; Holocaust and the Final Solution</b></i></p> <p><i><b>Culture</b></i></p> <p><i><b>Growing Opposition &amp; Opposition, Resistance and Conformity</b></i></p>	<p>- Page 12+13</p> <p>- Page 14 – 19</p> <p>- Page 20 – 23</p> <p>- Page 25 – 27</p> <p>- Page 28 +29</p> <p>- Page 30 – 33</p> <p>- Page 34 – 39</p> <p>- Page 40 – 47</p> <p>- Page 48 - 55</p>

Revision Guides: Oxford AQA GCSE History (9-1) Germany 1890 – 1945 – By Aaron Wilkes – ISBN 978-0-19-842289-1

Extra Support & Revision available [www.bbc.co.uk/bitesize](http://www.bbc.co.uk/bitesize) [www.gcsepod.com](http://www.gcsepod.com)

# GCSE Mathematics Year 10 Mock 2026

## One full paper – Paper 1 (non-calculator)

Wednesday 15<sup>th</sup> April - PM Duration- 90 minutes

At the end of Y11, all students sit three papers for maths GCSE:

Paper 1 is non-calculator.

Papers 2 &3 are calculator papers.

To prepare for Paper 1 all students will complete a 'Walking Talking Mock' – WTM and this is on Monday 23<sup>rd</sup> March.

The paper is completed with a member of staff and there is another paper – called a 'Shadow Paper' – which is completed afterwards in class or at home. Staff will show students how to use this to support effective revision and practice.

The three papers may have anything on them from any part of the course and so, the paper 1 WTM and practice with staff will enable students to understand better the way the topics are split between the calculator and non-calculator papers.

The best revision in maths should focus on doing exam questions and practice papers with mark schemes will be made available to all students. At this stage students should not expect to know how to do everything and staff will talk in their sets about the best topics to revise and how to approach it.

### Extra Support

[1stclassmaths.com](http://1stclassmaths.com)—Great for past papers and specific topics.

[mathsgenie.co.uk](http://mathsgenie.co.uk)—Great for past papers and revision resources

[mymaths.co.uk](http://mymaths.co.uk)—Great for specific topic revision.

[corbettmaths.com](http://corbettmaths.com)-use this to keep track of the 5-a-day resources given out with this pack

[BBC Bitesize](#)

### Revision Guides

CGP Maths AQA Complete Revision & Practice: [Foundation](#) and [Higher](#)

AQA GCSE 9-1 Maths Foundation (Collins)

# GCSE Music Year 10 Mock 2026

## Year 10 Mock Exam

Friday 17<sup>th</sup> April - Music Listening PM Duration – 1 hour

AoS2 Concerto through time, AoS5 Conventions of Pop

<b>AoS2 Concerto through time</b> topics are...	Focus on Sound lessons and tests
<p>For each area you need to know:</p> <ul style="list-style-type: none"> <li>• Typical features of the style</li> <li>• Instruments</li> <li>• Structural features</li> <li>• Composers and their time periods</li> <li>• Following a score and melodic dictation</li> </ul>	<p>Type these names in Focus on Sound, to complete the lessons and tests.</p> <ul style="list-style-type: none"> <li>• OCR - Baroque solo concerto</li> <li>• OCR – Concerto grosso</li> <li>• OCR – Classical concerto</li> <li>• OCR – Mozart piano concerto</li> <li>• OCR – Romantic concerto</li> </ul> <p>There are other resources on Focus on Sound that you might find useful.</p> <p>Use the folders in google classroom for further resources.</p>
<b>AoS5 Conventions of Pop</b> topics are...	Focus on Sound lessons and tests
<ul style="list-style-type: none"> <li>• Rock n Roll (1950s and 1960s)</li> <li>• Rock Anthems (1970s and 1980s)</li> <li>• Pop Ballads (1970s, 1980s and 1990s)</li> <li>• Solo Artist from 1990s to present day</li> </ul> <p>For each area you need to know:</p> <ul style="list-style-type: none"> <li>• Artists/bands</li> <li>• Guitars and techniques</li> <li>• Voice types and voice techniques</li> <li>• Technology</li> <li>• Venues</li> </ul>	<p>Click on these links or type these names in Focus on Sound, to complete the lessons and tests.</p> <ul style="list-style-type: none"> <li>• OCR – Rock n Roll</li> <li>• OCR – Rock anthem</li> <li>• OCR – Melodic terms</li> <li>• OCR – Melodic terms 2</li> <li>• OCR – Harmony terms</li> <li>• OCR – Harmony terms 2</li> <li>• <a href="#">OCR – Structure 2 – pop songs</a></li> </ul> <p>There are other resources on Focus on Sound that you might find useful.</p> <p>Use the folders in google classroom for further resources.</p>

### Extra Support & Revision available

[portal.focusonsound.com](http://portal.focusonsound.com)

[www.bbc.co.uk/bitesize/examspecs/zv7gxyc](http://www.bbc.co.uk/bitesize/examspecs/zv7gxyc)

[teachinggadget.com](http://teachinggadget.com)

### Revision Guides

GCSE Music OCR Complete Revision & Practice

# GCSE PE Year 10 Mock 2026

## Year 10 Mock Exam

Tuesday 14<sup>th</sup> April PM Duration – 1 hour

1 paper of 60 marks – Combined paper 1 and paper 2 topics

Paper 1 Topics	Paper 2 Topics
<ul style="list-style-type: none"><li>• Skeletal System</li><li>• Movement Analysis (planes, levers, axes, types of movement)</li><li>• Components of Fitness/Fitness Testing</li><li>• Principles of Training</li><li>• Methods of Training</li><li>• Injury Prevention</li><li>• Muscular System</li></ul>	<ul style="list-style-type: none"><li>• Sports Psychology</li></ul>

### Extra Support & Revision available

The EverLearner  
[ocrpecomplete - YouTube](#)

### Revision Guides

My Revision Notes: OCR GCSE (9-1) PE 2nd Edition

GCSE PE Simplified OCR GCSE PE

# GCSE Religious Education Year 10 Mock 2026

## Year 10 Mock Exam

Wednesday 15<sup>th</sup> April 2026 AM Duration - 1hr 45mins

Christianity and Judaism Key Beliefs and Teachings (48 marks) & Theme E: Religion, Crime and Punishment and Theme A: Religion, Relationships and Family (48 Marks) +3SpAG

Christianity Key Beliefs and Teachings	Judaism Key Beliefs and Teachings
<ul style="list-style-type: none"><li>• Nature of God</li><li>• Creation</li><li>• Afterlife</li><li>• Jesus: Incarnation/crucifixion/resurrection</li><li>• Sin/original sin</li><li>• Salvation and Atonement</li></ul>	<ul style="list-style-type: none"><li>• Nature of God</li><li>• The Divine presence</li><li>• Life after death</li><li>• Messiah</li><li>• Covenant with Abraham and Moses</li><li>• Key moral principles</li><li>• Mitzvot</li></ul>
Theme A – different religious views on	Theme E - different religious views on
<ul style="list-style-type: none"><li>• Contraception</li><li>• Sexual relationships</li><li>• Marriage</li><li>• Divorce</li><li>• Families</li><li>• The roles of men and women</li><li>• Gender equality</li></ul>	<ul style="list-style-type: none"><li>• Death Penalty</li><li>• Forgiveness</li><li>• Reasons for Crime</li><li>• Aims of punishment</li><li>• Treatment of criminals</li><li>• People who break the law</li><li>• Ethical arguments</li></ul>

### Extra Support & Revision available

[www.bbc.co.uk/bitesize](http://www.bbc.co.uk/bitesize)

[www.senecalearning.com](http://www.senecalearning.com)

[GCSE Revision - Revisely](#)

### Revision Guide

My Revision Notes AQA GCSE (9-1) Religious Studies Specification A

by Leslie Parry and Jan Hayes

# GCSE Science Year 10 Mock 2026

## Year 10 Mock exams

All exams for Separate science are 1hr 45 mins in duration.

For Trilogy (combined) science exams are 1hr 15 mins duration.

Biology -Tuesday 14<sup>th</sup> April AM

Chemistry - Thursday 16<sup>th</sup> April AM

Physics - Wednesday 22<sup>nd</sup> April AM

## All examinations are assessing paper 1 content

**Biology** – assessed content is B1-B9 from the text books we use.

This covers : Cell biology; Organisation; Infection and response; and Bioenergetics.

**Chemistry** – assessed content is C1-C7 from the text books we use.

This covers : Atomic structure and the periodic table; Bonding, structure, and the properties of matter; Quantitative chemistry, Chemical changes; and Energy changes.

**Physics** – assessed content is P1-7 from the text books we use.

This covers : Energy; Electricity; Particle model of matter; and Atomic structure

**Required practicals for all subject areas need to be studied in depth – your teacher will discuss which ones in class. You can access the simulations you have seen in class by**

visiting: [www.focuselearning.co.uk](http://www.focuselearning.co.uk)

Username: student@lutterworthhigh40403 Password: sfejnp4p0

## Extra Help and Revision

The **MOST** effective way to revise is to complete past paper questions and to **MARK** them. These are available from the AQA website, PMT ( physics and maths tutor) Revisely ( select AQA as the exam board and paper 1). SAVEMYEXAMS also has good content and past papers too. A lot of questions on the paper are working scientifically questions so if you just learn the facts you will not get a grade you are capable of without past paper practice.

The Learning Hub also sells lots of different CGP revision guides and workbooks to help.

I would recommend using your guide as well as these links:- [Educake - Online Formative Assessment for Homework and Classwork](#) ( look at this article of how to do your own quizzes [How to quiz yourself on a specific topic | Educake Help Centre](#) )

**Cognito** videos, revision and past papers are also very useful and there is an option for your to subscribe if you choose to.

<https://www.bbc.co.uk/bitesize-> Excellent resource. It is an app for your phone too. Questions, podcasts and plenty of material to make revision notes. Just pop the subject plus AQA , bitesize and GCSE into the browser if using a computer.

<https://www.freesciencelessons.co.uk/> (This is particularly good for required practicals and working scientifically skills )

[cognito cells - Google Search](#) – use Cognito videos to remind yourself of subject content. Type 'Cognito' into your browser and the topic you want to learn about.

# GCSE Spanish Year 10 Mock 2026

## Year 10 Spanish Mock Exam

Thursday 16<sup>th</sup> April PM – Writing Mock Exam (Foundation – 1 hour 10),  
(Higher – 1hr 15 minutes)

Thursday 23<sup>rd</sup> April AM - Listening Duration – Foundation 35 minutes, 45 minutes  
Reading Duration – Foundation - 45 minutes, Higher - 1 hour

<b>Paper 1- Listening (in class) – there will be a higher tier and a foundation tier paper</b>	
<ul style="list-style-type: none"> <li>• Questions and answers in English</li> <li>• Multiple-choice questions</li> </ul>	<p>All assessed content will be from AQA past paper and will content from Theme 1, 2 and 3.</p> <p>At the end of the listening paper, there will be a phonics test (spelling what you hear).</p>
<b>Paper 3 – Reading (in exam conditions) – there will be a higher tier and a foundation tier paper</b>	
<ul style="list-style-type: none"> <li>• Section A- Questions and answers in English</li> <li>• Section B- Translation (Spanish to English paragraph)</li> </ul>	<p>All assessed content will be from AQA past paper and will content from Theme 1, 2 and 3.</p>
<b>Paper 4- Writing (in exam conditions) – there will be a higher tier and a foundation tier paper</b>	
<p><b>Writing Foundation</b></p> <ul style="list-style-type: none"> <li>• Q.1- a photo description</li> <li>• Q.2- 50-word essay</li> <li>• Q3 – a multiple-choice grammar question</li> <li>• Q.3- Translation (English to French sentences)</li> <li>• Q.4- 90-word essay</li> </ul>	<p>All assessed content will be from Theme 1</p> <ul style="list-style-type: none"> <li>- School &amp; studies</li> <li>-Future career plans</li> <li>- the world of work</li> <li>- my identity &amp; relationships with others</li> </ul>
<p><b>Writing Higher</b></p> <ul style="list-style-type: none"> <li>• Q.1- Translation from English to French</li> <li>• Q.2- a 90-word essay</li> <li>• Q.3 – a 150-word essay</li> </ul>	<p>All assessed content will be from Theme 1</p> <ul style="list-style-type: none"> <li>- School &amp; studies</li> <li>-Future career plans</li> <li>- the world of work</li> <li>- my identity &amp; relationships with others</li> </ul>

## Revision

Vocabulary lists in exercise book and Quizlet (for the listening & reading exams)

FAR writing tasks and the grammar points in your book (for the writing exam)

# Cambridge Nationals in Sport Studies Year 10 2026

## Year 10 Coursework

Students have no mock as they are currently completing coursework in class. Students will sit their exam component in the Summer series 2026.

### Catchup sessions

Discuss with Miss Tur-Ribas to arrange catchup sessions if required.

# GCSE Statistics Year 10 Mock 2026

## Year 10 Mock Exam

Tuesday 14<sup>th</sup> April, 2026 - PM Duration 1 hour

### Topics

#### 1 Collection of data

- 1.1 Describing data
- 1.2 Grouping data
- 1.3 Primary and secondary data
- 1.4 Populations
- 1.5 Petersen capture-recapture formula
- 1.6 Random sampling
- 1.7 Non-random sampling
- 1.8 Stratified sampling
- 1.9 Collection of data
- 1.10 Questionnaires and interviews
- 1.11 Problems with collected data
- 1.12 Controlling extraneous variables
- 1.13 Hypotheses
- 1.14 Designing investigations

#### 2 Processing and representing data

- 2.1 Tables
- 2.2 Two-way tables
- 2.3 Pictograms
- 2.4 Bar charts
- 2.5 Stem and leaf diagrams
- 2.6 Pie charts
- 2.7 Comparative pie charts
- 2.8 Population pyramids
- 2.9 Choropleth maps
- 2.10 Histograms and frequency polygons
- 2.11 Cumulative frequency charts
- 2.12 The shape of a distribution
- 2.13 Histograms with unequal class widths
- 2.14 Misleading diagrams
- 2.15 Choosing the right format

#### 3 Summarising data

- 3.1 Averages
- 3.2 Averages from frequency tables
- 3.3 Averages from grouped data
- 3.4 Transforming data
- 3.5 Geometric mean and weighted mean
- 3.6 Measures of dispersion for discrete data
- 3.7 Measures of dispersion for grouped data
- 3.8 Standard deviation
- 3.9 Box plots and outliers
- 3.10 Skewness
- 3.11 Deciding which average to use
- 3.12 Comparing data sets
- 3.13 Making estimates

### Useful revision resources

[Edexcel Pearson Revision Workbook \(Homework book\)](#)

[CGP Edexcel Statistics Revision Workbook](#)

### Extra support

Students will receive a bespoke revision guide in their lessons.

Month:					Weeks to go:	
Time:						
Date:						
Monday						
Tuesday						
Wednesday						
Thursday						
Friday						
Saturday						
Sunday						



Month:					Weeks to go:	
Time:						
Date:						
Monday						
Tuesday						
Wednesday						
Thursday						
Friday						
Saturday						
Sunday						



Month:					Weeks to go:	
Time:						
Date:						
Monday						
Tuesday						
Wednesday						
Thursday						
Friday						
Saturday						
Sunday						



Month:					Weeks to go:	
Time:						
Date:						
Monday						
Tuesday						
Wednesday						
Thursday						
Friday						
Saturday						
Sunday						

